

Fence Posts for Timber		
Length	Thickness	Number of holes
1380 (4'6)	100 x 100	2
1525 (5')	100 x 100	3
1750 (6')	100 x 100	3
2280 (7'6)	100 x 100 125 x 125	3
2400 (8')	100 x 100	3
2700 (9')	100 x 100	4
2900 (9'6)	125 x 125	3



Key Benefits

- Robust, durable option for fencing projects
- Low maintenance solution—doesn't require treating or staining
- Not susceptible to the affects of moisture meaning no risk of ground rot
- Uniform finish along the fencing line
- Holes are preformed so no need for drilling


Concrete Spurs

The ideal solution for strengthening a fence without replacing it.

Installation steps:

1. Dig a hole beside timber post
2. Insert the concrete spur
3. Bolt the spur into the timber post
4. Use Post10 to cement your post into the ground

Featuring 3 x 10mm diameter holes for bolting



Pre Mixed K Post Concrete

This fast drying product has a 5—10 minute setting time. Once set the mix can be covered with earth, grass or decorative aggregate as required. It is available in 20kg bags.




QuikFence

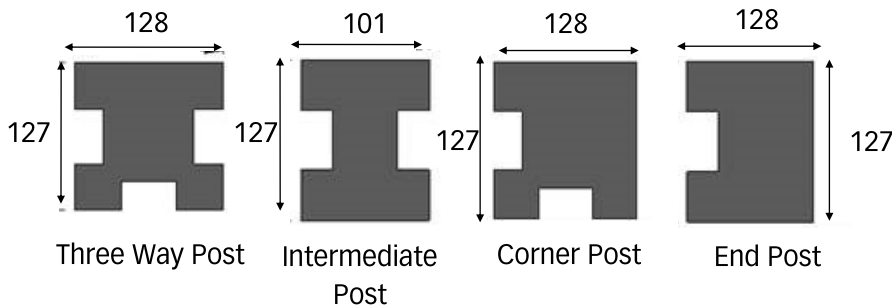
These posts are slotted to accommodate concrete gravel boards and/or timber fencing with no drilling or bolting required.

Gravel boards are 1830mm long x 300mm wide x 40mm thick with 50mm thick ends.

Random rock faced boards also available (single sided).



Random Rock Face



Lengths Available (mm)
1800
2100
2400
2700
3000

